


Alufix base plates

Alufix base plates serve as a basis for small to medium fixtures. They can be connected on all six sides using quick or screw connection elements and can therefore be used in an extremely flexible way.



Various other sizes available.
Also available for Alufix 16, 40 and 50.

Item No.	Dimensions l x w x h/mm	Price EUR
Alufix 25:		
380.053	175 x 100 x 25	357.50
380.051	150 x 150 x 25	485.00
380.059	200 x 150 x 25	615.00
380.069	250 x 150 x 25	689.00
380.061	200 x 200 x 25	701.00
380.075	400 x 200 x 25	1,132.00
380.071	300 x 250 x 25	1,070.00
380.077	400 x 300 x 25	1,426.00
380.083	500 x 300 x 25	1,616.00

Alufix quaders

Solid Alufix classic bars, or also referred to as 'quaders', serve as connection between a base and workpiece support. They can be connected on six sides using quick or screw connection elements.

Quaders are available in single and double models.

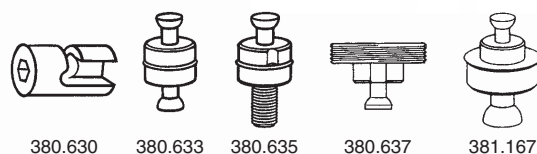
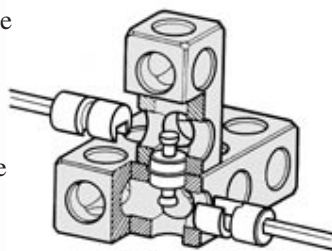


Various other sizes available.
Also available for Alufix 16, 40 and 50.

Item No.	Dimensions l x w x h/mm	Price EUR
Alufix 25, single model:		
380.161	25 x 25 x 25	42.10
380.165	75 x 25 x 25	110.50
380.169	125 x 25 x 25	142.50
380.156	200 x 25 x 25	225.50
380.171	500 x 25 x 25	562.00
Alufix 25, double model:		
380.177	100 x 50 x 50	253.50
380.157	150 x 50 x 50	345.00
380.158	250 x 50 x 50	576.50
380.181	500 x 50 x 50	1,152.00

Alufix connection elements (quick coupling)

For connecting base plates, quaders and other elements. With the positioning sleeves, the various Alufix systems can be connected.



Also available for Alufix 16, 40 and 50.

Item No.	Description	Price EUR
Alufix 25:		
381.115	36 piece set	365.00
380.630	Lock	10.60
380.633	Twin bolt	8.00
380.635	Combi bolt	10.60
380.637	Bolt disk	14.50
381.167	Pos. sleeve 25/16	12.80